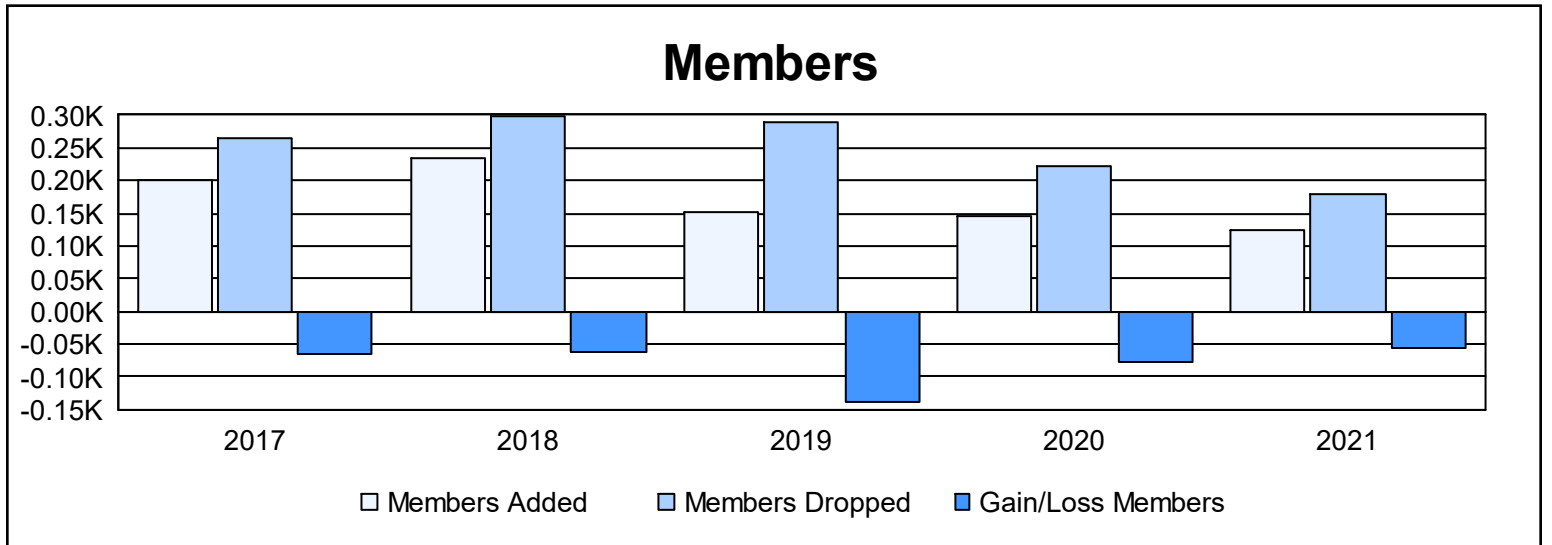
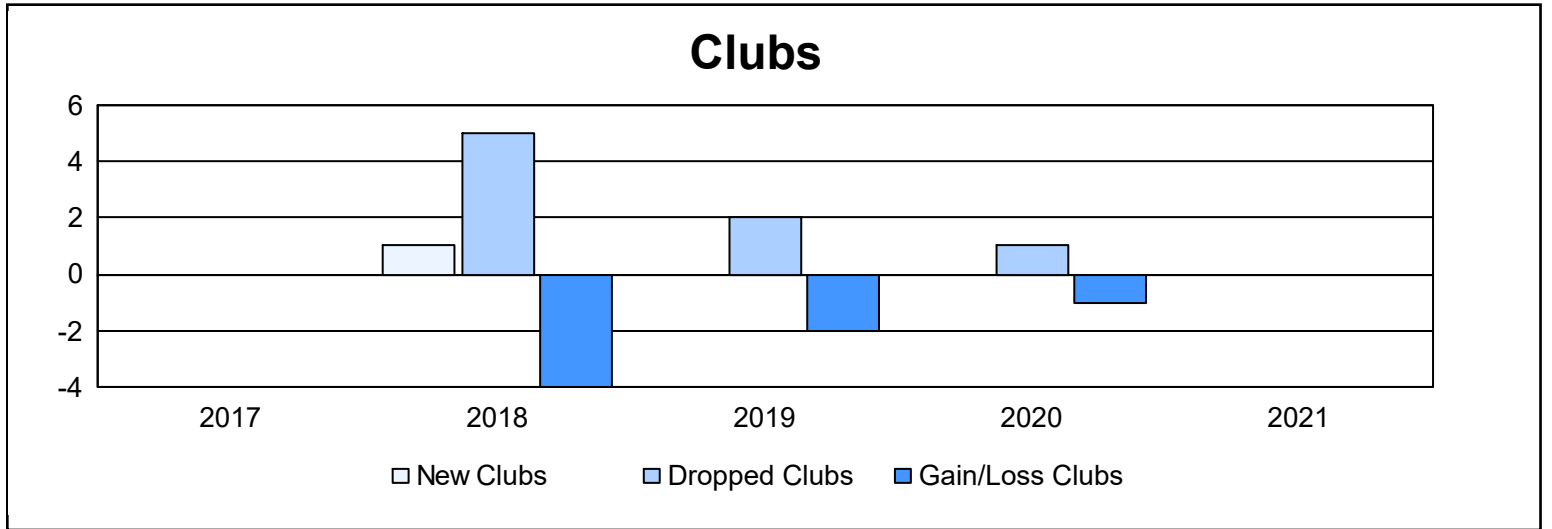
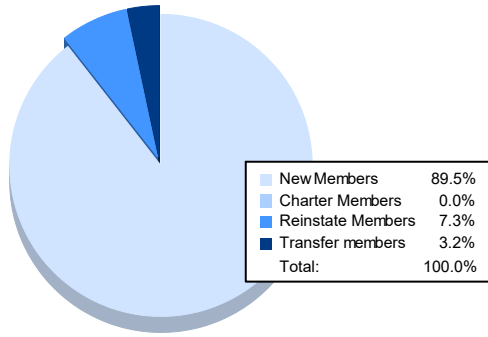


Year	New Clubs	Dropped Clubs	Gain/ Loss Clubs	New Members	Charter Members	Reinstate Members	Transfer Members	Total Member Added	Total Members Dropped	Gain/ Loss Members
2016-2017	0	0	0	179	0	7	14	200	266	-66
2017-2018	1	5	-4	123	22	5	85	235	298	-63
2018-2019	0	2	-2	119	0	2	30	151	288	-137
2019-2020	0	1	-1	111	2	4	28	145	221	-76
2020-2021	0	0	0	111	0	9	4	124	179	-55
<b>Average</b>	<b>0</b>	<b>2</b>	<b>-1</b>	<b>129</b>	<b>5</b>	<b>5</b>	<b>32</b>	<b>171</b>	<b>250</b>	<b>-79</b>



### Membership Composition June 2021 Cumulative



### Gender Composition June 2021 Cumulative

